

www **tanko** com.tw



CATALOGUE NO.133E

— SINCE 1975 —

FOR BENEFICIAL STORAGE



WORKSPACE EQUIPMENT

ISO 9001 CERTIFICATE ASSURED

TOOL CABINET / WORKBENCH / TOOL TROLLEY / PARTS CABINET / DOCUMENT CABINET / HANGER RACK / STORAGE CABINET






Modular System Workstation

Unit of Measurement : mm



Modular System Workstation



1
Storage Cabinet
SFA-361
W900xD500xH1780mm
With 4 Shelves
 loading capacity:200kg
 With leveler screws



Storage Cabinet
SFA-231
W600xD500xH900mm
With 2 Shelves
 loading capacity:200kg
 With leveler screws



3
Waste Bin Cabinet
SG-231
W600xD500xH900mm
 With leveler screws



2
Storage Cabinet
SFA-331
W900xD500xH900mm
With 2 Shelves
 loading capacity:200kg
 With leveler screws





4
Tool Cabinet
SE-23061
W600xD500xH900mm
 drawer:H100x3.H150x3.H200x1
 With leveler screws
 Drawer loading capacity:50kg

Unit of Measurement : mm



Modular System Workstation



※ Power plugs not included

7

Rack set **SPQ-32A**
W900xD325xH825mm
Panel: W900xH825mm
Shelf: W895xD300xH25mm
Socket: universal 220Vx2

9

Rack set with light **SPQ-33A**
W900xD325xH825mm
Panel: W900xH825mm
Shelf: W895xD300xH25mm
Socket: universal 220Vx2
Light: 14W Fluorescent Lamp

8

Rack set **SPQ-42A**
W1200xD325xH825mm
Panel: W1200xH825mm
Shelf: W1195xD300xH25mm
Socket: : universal 220Vx2

10

Rack set with light **SPQ-43A**
W1200xD325xH825mm
Panel: W1200xH825mm
Shelf: W1195xD300xH25mm
Socket: : universal 220Vx2
Light: 14W Fluorescent Lamp



5

Steel Top **SPW-3**
W900xD500xH50mm
Gauge: 2mm

6

Steel Top **SPW-4**
W1200xD500xH50mm
Gauge: 2mm



11


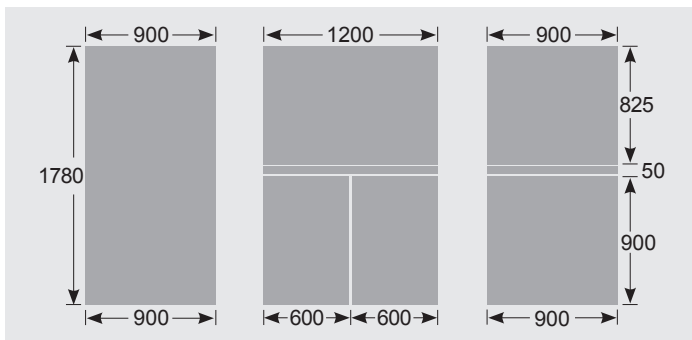
Linking Pole **STL-1**
W74xD40xH1757mm



Modular System Workstation




Modular Design
Flexible space utility.



A combination

- ① SFA-361 Storage Cabinet x1
- ② SFA-331 Storage Cabinet x1
- ③ SG-231 Waste Bin Cabinet x1
- ④ SE-23061 Tool Cabinet x1
- ⑤ SPW-3 Steel Top x1
- ⑥ SPW-4 Steel Top x1
- ⑨ SPQ-33A Rack set with light x1
- ⑩ SPQ-43A Rack set with light x1
- ⑪ STL-1 Linking Pole x3


※ Power plugs not included



B combination

- ① SFA-361 Storage Cabinet x1
- ② SFA-331 Storage Cabinet x1
- ⑤ SPW-3 Steel Top x1
- ⑥ SPW-4 Steel Top x1
- ⑨ SPQ-33A Rack set with light x1
- ⑩ SPQ-43A Rack set with light x1
- ⑪ STL-1 Linking Pole x3


※ Power plugs not included



C combination

- ① SFA-361 Storage Cabinet x1
- ③ SG-231 Waste Bin Cabinet x1
- ④ SE-23061 Tool Cabinet x1
- ⑥ SPW-4 Steel Top x1
- ⑩ SPQ-43A Rack set with light x1
- ⑪ STL-1 Linking Pole x2

※ Power plugs not included



D combination

- ① SFA-361 Storage Cabinet x1
- ② SFA-331 Storage Cabinet x1
- ⑤ SPW-3 Steel Top x1
- ⑨ SPQ-33A Rack set with light x1
- ⑪ STL-1 Linking Pole x2

※ Power plugs not included



Modular System Workstation

WORKSPACE EQUIPMENT
TANKO ENTERPRISE CO., LTD.



tanko

TOOL CABINET / WORKBENCH / TOOL TROLLEY / PARTS CABINET
DOCUMENT CABINET / HANGER RACK / STORAGE CABINET

SYSTEM WORKSTATION P2

Modular System Workstation P02

WORKBENCH P07

- Workbench Top** P07
- Workbench-Heavy Duty** P08
- Benchwork Series** P09
- Workbench-Tanko Top** P10
- Workbench-Steel Top** P11
- Workbench-Standard** P12
- Optional Accessories** P13
 - Panel Set P13
 - Hanger Hooks P13

TOOL CABINET & TROLLEY P14

- Tool Cabinet-Heavy Duty** P14
 - Tool Cabinet P15
 - Mobile Tool Cabinet P15
- ELA Tool Cabinet** P16
- ELS Tool Cabinet** P17
- EHA Tool Cabinet** P18
- CNC (Mobile) Tool Cabinet** P19
- ENS CNC Tool Trolley** P20
- ENR CNC Tool Trolley** P21
- EK Tool Trolley** P21
- CNC Tool Cabinet** P22
- Storage Cabinet** P23

MOULD RACK P24

Mould Rack P24

HANGER RACK P26

- Hanger Rack** P26
 - Hanger Rack Accessories ... P28

DOCUMENT CABINET P29

- Document Cabinet** P29
 - Document Cabinet With Door ... P31

PARTS CABINET P32

- Parts Cabinet** P32
 - CEH/CEA Series P32
 - TKI Series P32
 - Parts Cabinet With Door P33
 - RM Series P34

TEAM CASE P34

Team Case P34

TEAM BIN P35

Team Bin P35



www.tanko.com.tw








Service Creative Professional



FOR BENEFICIAL STORAGE

Workbench-Heavy Duty

Unit of Measurement : mm


Product code	Type	Specification	Material and features	Industries
N	 Rubber top	1500W 1800W x750Dx 50T 2100W	High density material covered with green hard rubber mat on top and PVC protection on four edges. Features: high impact strength.	Machine maintenance, normal factories, production line and garages.
F	 Laminate	1500W 1800W x750Dx 50T 2100W	Plywood top covered with gray laminate and PVC protective edges. Features: Great performance in high temperature environment, high abrasion performance.	All electronics companies, reseach labs, hospitals, workshop and metrology department.
W	 Wood	1500W 1800W x750Dx 50T 2100W	Finger-joint wood to ensure high durability.	Tool makers, equipment maintenance.
S	 Stainless steel	1500W 1800W x750Dx 50T 2100W	High density material covered with 1.2mm stainless steel sheet. Features: high temperature resistance, great grease and abrasion performance.	Tool makers, workshops, research labs.
A	 Benchwork	1500W 1800W x750Dx 50T	36mm base material covered with 9mm steel plate. Features: great structure strength.	All heavy industries, tool makers.
T	 Tanko top	1500W 1800W x750Dx 36T 43T	Multi-layer laminate and PVC protective on four edges. Features: high impact strength, grease and chemical resistance.	Research labs, schools.
P	 Steel top	1500W x750Dx 50T	Made from 2mm steel, covered with 10mm black rubber mat. Features: long durability.	All workshops, assembly line and garages.

Bench Top Selection example : WA - 57 **F** ← Last code indicates top material

Workbench-Heavy Duty

Unit of Measurement : mm

Heavy-duty worktop thickness 50T±2mm



Rubber top



Laminate



Stainless steel



Wood



DIY product

Loading Capacity: 1000kg



Size HxWxD	Rubber top	Laminate	Stainless steel	Wood
800x1500x750	WA-57N	WA-57F	WA-57S	WA-57W
800x1800x750	WA-67N	WA-67F	WA-67S	WA-67W
800x2100x750	WA-77N	WA-77F	WA-77S	WA-77W

W1500mm (100pcs/20ft ; 200pcs/40ft)
 W1800mm (95pcs/20ft ; 190pcs/40ft)
 W2100mm (90pcs/20ft ; 180pcs/40ft)



Size HxWxD	Rubber top	Laminate	Stainless steel	Wood
800x1500x750	WAT-5203N	WAT-5203F	WAT-5203S	WAT-5203W
800x1800x750	WAT-6203N	WAT-6203F	WAT-6203S	WAT-6203W

W1500mm (60pcs/20ft ; 120pcs/40ft)
 W1800mm (55pcs/20ft ; 110pcs/40ft)

Drawer Loading Capacity : 50kg each



Size HxWxD	Rubber top	Laminate	Stainless steel	Wood
800x1500x750	WAS-54022N	WAS-54022F	WAS-54022S	WAS-54022W
800x1800x750	WAS-64022N	WAS-64022F	WAS-64022S	WAS-64022W
800x2100x750	WAS-74022N	WAS-74022F	WAS-74022S	WAS-74022W

W1500mm (60pcs/20ft ; 120pcs/40ft)
 W1800mm (60pcs/20ft ; 120pcs/40ft)
 W2100mm (60pcs/20ft ; 120pcs/40ft)

Drawer Loading Capacity : 100kg each
 Cabinet size : H380 x W566 x D607

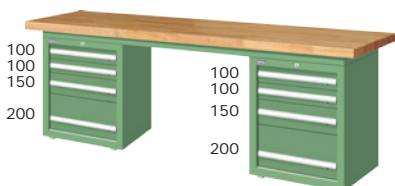


Size HxWxD	Rubber top	Laminate	Stainless steel	Wood
800x1500x750	WAS-57042N	WAS-57042F	WAS-57042S	WAS-57042W
800x1800x750	WAS-67042N	WAS-67042F	WAS-67042S	WAS-67042W
800x2100x750	WAS-77042N	WAS-77042F	WAS-77042S	WAS-77042W

W1500mm (55pcs/20ft ; 110pcs/40ft)
 W1800mm (55pcs/20ft ; 110pcs/40ft)
 W2100mm (55pcs/20ft ; 110pcs/40ft)

Loading Capacity: 2000kg

Drawer Loading Capacity : 100kg each
 Cabinet size : H700 x W566 x D607



Size HxWxD	Rubber top	Laminate	Stainless steel	Wood
800x2100x750	WAD-77042N	WAD-77042F	WAD-77042S	WAD-77042W

W2100mm (40pcs/20ft ; 80pcs/40ft)

Loading Capacity: 2000kg

Drawer Loading Capacity : 100kg each
 Cabinet size : H700 x W566 x D607

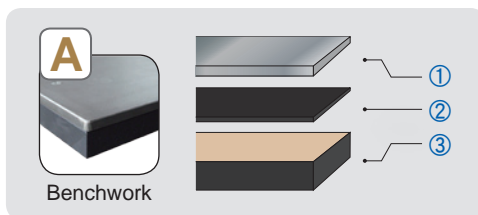
※ Perforated panels are optional, please refer to p.13

Unit of Measurement : mm

Benchwork series
Suitable for tool making industry.



The Specially designed lock belt gives higher durability



- ① A 9mm sand blasted and grinded steel board is covered on top.
- ② Middle pad can absorb concussion from the hammering and reduce noises.
- ③ High density fiber base.

PAT.NO. ZL200620004286.1
M299630(TW)



Loading Capacity: **2000kg**



Size HxWxD	800x1500x750	800x1800x750
Type	WA-57A	WA-67A

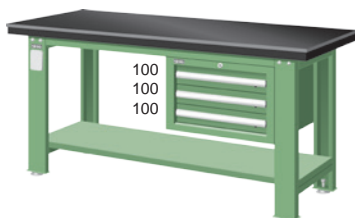
W1500mm (80pcs/20ft ; 150pcs/40ft)
W1800mm (70pcs/20ft ; 130pcs/40ft)



Drawer Loading Capacity : 50kg each

Size HxWxD	800x1500x750	800x1800x750
Type	WAT-5203A	WAT-6203A

W1500mm (60pcs/20ft ; 120pcs/40ft)
W1800mm (50pcs/20ft ; 100pcs/40ft)



Drawer Loading Capacity : 100kg each
Cabinet size : H380 x W566 x D607

Size HxWxD	800x1500x750	800x1800x750
Type	WAS-54031A	WAS-64031A

W1500mm (60pcs/20ft ; 120pcs/40ft)
W1800mm (60pcs/20ft ; 120pcs/40ft)



Drawer Loading Capacity : 100kg each
Cabinet size : H700 x W566 x D607

Size HxWxD	800x1500x750	800x1800x750
Type	WAS-57042A	WAS-67042A

W1500mm (55pcs/20ft ; 110pcs/40ft)
W1800mm (55pcs/20ft ; 110pcs/40ft)

※ Perforated panels are optional, please refer to p.13

Workbench-Tanko Top

Unit of Measurement : mm

Tanko top :

high impact absorption ability,
excellent grease resistant,
easy to maintain and great performance
in high temperature.

PATENT
New
The Most Advanced
Features!



Scratch Resistant



Heat Resistant



Crack Resistant



Oil&Water Resistant



Easy Maintain

PAT.NO. M349319

Loading Capacity: **1000kg**



Type	Size HxWxD	Thickness
WA-57TG	786x1500x750	36
WA-67TG	786x1800x750	36
WA-57TH	793x1500x750	43
WA-67TH	793x1800x750	43

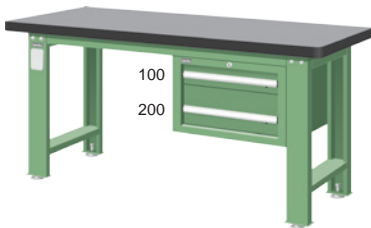
W1500mm (80pcs/20ft ; 150pcs/40ft)
W1800mm (70pcs/20ft ; 130pcs/40ft)



Drawer Loading Capacity : 50kg each

Type	Size HxWxD	Thickness
WAT-5203TG	786x1500x750	36
WAT-6203TG	786x1800x750	36
WAT-5203TH	793x1500x750	43
WAT-6203TH	793x1800x750	43

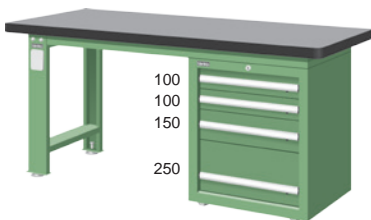
W1500mm (60pcs/20ft ; 120pcs/40ft)
W1800mm (50pcs/20ft ; 100pcs/40ft)



Drawer Loading Capacity : 100kg each
Cabinet size : H380 x W566 x D607

Type	Size HxWxD	Thickness
WAS-54022TG	786x1500x750	36
WAS-64022TG	786x1800x750	36
WAS-54022TH	793x1500x750	43
WAS-64022TH	793x1800x750	43

W1500mm (60pcs/20ft ; 120pcs/40ft)
W1800mm (60pcs/20ft ; 120pcs/40ft)



Drawer Loading Capacity : 100kg each
Cabinet size : H700 x W566 x D607

Type	Size HxWxD	Thickness
WAS-57042TG	786x1500x750	36
WAS-67042TG	786x1800x750	36
WAS-57042TH	793x1500x750	43
WAS-67042TH	793x1800x750	43


W1500mm (55pcs/20ft ; 110pcs/40ft)
W1800mm (55pcs/20ft ; 110pcs/40ft)

Loading Capacity: **2000kg**

※ Perforated panels are optional, please refer to p.13

Unit of Measurement : mm

Steel top features:



Loading Capacity: **1000kg**



Type	Size HxWxD
WD-58P	810x1524x775



Type	Size HxWxD
WD-5802P	810x1524x775

Drawer Loading Capacity : 50kg each
ES-13021 Cabinet size:H296 x W400 x D602



Type	Size HxWxD
WD-5803P3	1410x1528x775

Drawer Loading Capacity : 25kg each
IMK-0301 Cabinet size:H250 x W668 x D308



Type	Size HxWxD
WD-5804HP6A	1410x1528x775

Drawer Loading Capacity : 50kg each
EHA-7041 Cabinet size : H725 x W566 x D607
※ Power plugs not included



Type	Size HxWxD
WD-5804EP9A	1710x1528x775

Drawer Loading Capacity : 100kg each
EA-7042 Cabinet size : H700 x W566 x D607
※ Power plugs not included

Workbench-Standard

Unit of Measurement : mm

Standard Worktop Type

Thickness 30T ±2mm



Rubber top



Laminate



Wood



DIY product

Loading Capacity: **600kg**



Size HxWxD	Rubber top	Laminate	Wood
800x1500x750	WB-57N	WB-57F	WB-57W
800x1800x750	WB-67N	WB-67F	WB-67W

W1500mm (130pcs/20ft ; 260pcs/40ft)
W1800mm (120pcs/20ft ; 240pcs/40ft)



Size HxWxD	Rubber top	Laminate	Wood
800x1500x750	WBT-5203N	WBT-5203F	WBT-5203W
800x1800x750	WBT-6203N	WBT-6203F	WBT-6203W

W1500mm (60pcs/20ft ; 120pcs/40ft)
W1800mm (55pcs/20ft ; 110pcs/40ft)

Drawer Loading Capacity : 50kg each



Size HxWxD	Rubber top	Laminate	Wood
800x1500x750	WBS-53021N	WBS-53021F	WBS-53021W
800x1800x750	WBS-63021N	WBS-63021F	WBS-63021W

W1500mm (90pcs/20ft ; 180pcs/40ft)
W1800mm (90pcs/20ft ; 180pcs/40ft)

Drawer Loading Capacity : 50kg each
Cabinet size : H296 x W400 x D602



Size HxWxD	Rubber top	Laminate	Wood
800x1500x750	WBS-57041N	WBS-57041F	WBS-57041W
800x1800x750	WBS-67041N	WBS-67041F	WBS-67041W

W1500mm (60pcs/20ft ; 120pcs/40ft)
W1800mm (60pcs/20ft ; 120pcs/40ft)

Drawer Loading Capacity : 50kg each
Cabinet size : H725 x W566 x D607



Size HxWxD	Rubber top	Laminate	Wood
1400x1500x750	WBT-5203N6A	WBT-5203F6A	WBT-5203W6A
1400x1800x750	WBT-6203N6A	WBT-6203F6A	WBT-6203W6A

W1500mm (65pcs/20ft ; 130pcs/40ft)
W1800mm (60pcs/20ft ; 120pcs/40ft)


Drawer Loading Capacity : 50kg each
※ Power plugs not included

※ Perforated panels are optional, please refer to p.13


Unit of Measurement : mm

Panel set


Perforated Back Panels. Work with both heavy-duty and standard workbench.



Type	Size WxDxH	Specification
WQ-52	W1502xD202xH603	Perforated board: W1502xH603
WQ-62	W1802xD202xH603	Perforated board: W1802xH603



Type	Size WxDxH	Specification
WQ-53	W1502xD325xH603	Perforated board: W1502xH603 Shelf: W1495xD300xH25
WQ-63	W1802xD325xH603	Perforated board: W1802xH603 Shelf: W1795xD300xH25



Type	Size WxDxH	Specification
WQ-55A	W1502xD325xH603	Perforated board: W1502xH603 Shelf: W1495xD300xH25 Socket: 110V~220Vx4
WQ-65A	W1802xD325xH603	Perforated board: W1802xH603 Shelf: W1795xD300xH25 Socket: 110V~220Vx4

※ Power plugs not included

Hanger Hooks

Work with perforated boards and rack sets ※ Tools and Panels are not included

Plastic Hooks Set	Type	Quantity
	KPQ-B 1 SET	KP-6101x6
		KP-6102x4
		KP-6103x1
		KP-6104x1

Plastic S-Single Hook	Type	Specification
	KP-6101 20 PCS	W17xD55xH52

Plastic M-Single Hook	Type	Specification
	KP-6102 10 PCS	W17xD75xH52

Plastic U-shape Holder	Type	Specification
	KP-6103 6 PCS	W46xD48xH52

Plastic Spring Clips	Type	Specification
	KP-6104 10 PCS	W25xD55xH52

Plastic Wrench Holder	Type	Specification
	KP-6109 1 PCS	W120xH220

Suspension Hook	Type	Specification
	KP-3112 10 PCS	L120mm
	KP-3212 10 PCS	L120mm (width 30mm)

Double Hook	Type	Specification
	KP-3405 10 PCS	L50mm

Loop Hook	Type	Specification
	KP-3506 10 PCS	∅60mm
	KP-3510 10 PCS	∅100mm

U-shape Hooks	Type	Specification
	KP-3805 10 PCS	L50mm
	KP-3810 10 PCS	L100mm

Screwdriver Holder	Type	Specification
	KP-4213 1 PCS	L390mm

Clip Holders	Type	Specification
	KP-4418 1 PCS	L440mm

Drill Holder	Type	Specification
	KP-4114 1 PCS	L390mm
	KP-4120 1 PCS	

Hanger Case Holder	Type	Specification
	KPQ-4301 1 SET	L420mm
	KPQ-4302 1 SET	
	KPQ-4304 1 SET	


Bottle Holder	Type	Specification
	KP-4604 1 PCS	W390xD90xH85




Tool Cabinet-Heavy Duty

PAT.NO. ZL03276909.1


Unit of Measurement : mm



Division boxes




Adjustable dividers.




Slotted drawer walls.



Leveler screws



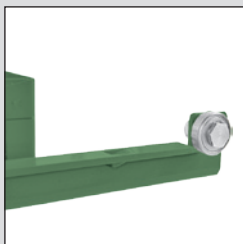
Safety lock system.



Full-length aluminum handles and labels.



T Drawer:
100% extension
loading capacity **200kg**




Normal Drawer:
90% extension
loading capacity **100kg**

Special Bearing Slide System - the strongest drawer structure -

Tool Cabinet-Heavy Duty

Unit of Measurement : mm


Tool Cabinet Drawer Loading Capacity: **100kg**



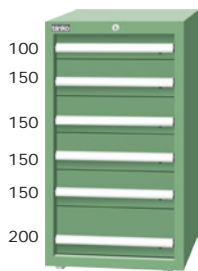
EA-7042
H700xW566xD607
108pcs/20ft ; 228pcs/40ft
EB-7042
H700xW718xD607
81pcs/20ft ; 171pcs/40ft



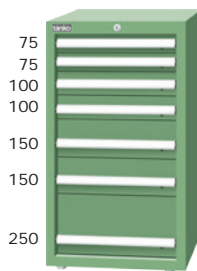
EA-7051
H700xW566xD607
108pcs/20ft ; 228pcs/40ft
EB-7051
H700xW718xD607
81pcs/20ft ; 171pcs/40ft




※ 1st drawer includes division boxes.
remaining drawers with metal dividers.
PAT.NO. ZL03276909.1



EA-10062
H1000xW566xD607
72pcs/20ft ; 152pcs/40ft
EB-10062
H1000xW718xD607
54pcs/20ft ; 114pcs/40ft
ED-10062
H1000xW718xD759
42pcs/20ft ; 90pcs/40ft



EA-10073
H1000xW566xD607
72pcs/20ft ; 152pcs/40ft
EB-10073
H1000xW718xD607
54pcs/20ft ; 114pcs/40ft
ED-10073
H1000xW718xD759
42pcs/20ft ; 90pcs/40ft

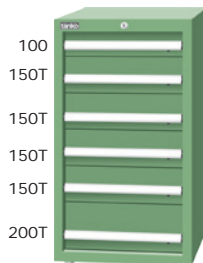


EA-12073
H1200xW566xD607
36pcs/20ft ; 76pcs/40ft
EB-12073
H1200xW718xD607
27pcs/20ft ; 57pcs/40ft
ED-12073
H1200xW718xD759
21pcs/20ft ; 45pcs/40ft

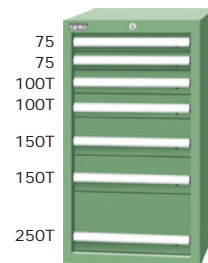
Tool Cabinet Drawer Loading Capacity: **100kg~200kg**



100% drawer extension for t drawers



EA-10062T
H1000xW566xD607
72pcs/20ft ; 152pcs/40ft
EB-10062T
H1000xW718xD607
54pcs/20ft ; 114pcs/40ft
ED-10062T
H1000xW718xD759
42pcs/20ft ; 90pcs/40ft



EA-10073T
H1000xW566xD607
72pcs/20ft ; 152pcs/40ft
EB-10073T
H1000xW718xD607
54pcs/20ft ; 114pcs/40ft
ED-10073T
H1000xW718xD759
42pcs/20ft ; 90pcs/40ft

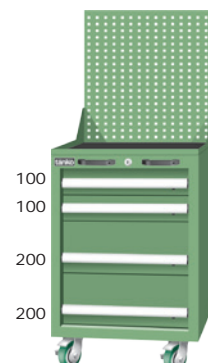
Mobile Tool Cabinet Drawer Loading Capacity: **100kg**



EA-7042M
H850xW566xD640
72pcs/20ft ; 152pcs/40ft
EB-7042M
H850xW718xD640
54pcs/20ft ; 114pcs/40ft



EA-7051M
H850xW566xD640
72pcs/20ft ; 152pcs/40ft
EB-7051M
H850xW718xD640
54pcs/20ft ; 114pcs/40ft




EA-7041MA
H1380xW566xD640
72pcs/20ft ; 152pcs/40ft
EB-7041MA
H1380xW718xD640
54pcs/20ft ; 114pcs/40ft



ELA Tool Cabinet

Unit of Measurement : mm

PATENT
New



The Patented hidden safety lock, specially designed drawer structure, and full-length aluminum handles.

Drawer Loading Capacity
50kg each



Patented KPQ-B hanger hooks

PAT.NO. ZL200320126520.4



5" division Boxes



Adjustable Partitions



5" PU casters



The Specially designed lock belt gives higher durability



Stainless Steel side handles

PAT.NO. ZL200520122272.5
M285602(TW)
ZL200320126520.4

※ 1st drawer includes division boxes.
Other drawers with partitions.



ELA-185M
H1004xW700xD510
Drawer:
100x1.150x4
66pcs/20ft
132pcs/40ft



ELA-187M
H1004xW700xD510
Drawer:
75x2.100x4.150x1
66pcs/20ft
132pcs/40ft



ELA-185MA
H1473xW700xD510
Drawer:
100x1.150x4
Free hanger hook set (12pcs)
and a perforated board
66pcs/20ft
132pcs/40ft




ELA-187MA
H1473xW700xD510
Drawer:
75x2.100x4.150x1
Free hanger hook set (12pcs)
and a perforated board
66pcs/20ft
132pcs/40ft

ELS Tool Cabinet

Unit of Measurement : mm

**PATENT
New**



The Patented hidden safety lock, specially designed drawer structure, and full-length aluminum handles.



5" division Boxes



The Specially designed lock belt gives higher durability



Adjustable Partitions



4" PU casters

Drawer Loading Capacity
50kg each




Patented KPQ-B hanger hooks

PAT.NO. ZL200320126520.4



Adjustable cabinet shelf with 60kg loading capacity



Stainless Steel side handles

PAT.NO. ZL200520122272.5
M285602(TW)

※ 1st drawer includes division boxes.
Other drawers with partitions.



ELS-274M
H863xW1070xD515
Drawer:
150x4
44pcs/20ft
88pcs/40ft



ELS-276M
H863xW1070xD515
Drawer:
75x2.100x3.150x1
44pcs/20ft
88pcs/40ft



ELS-274MA
H1333xW1070xD515
Drawer:
150x4
Free hanger hook set (12pcs)
and a perforated board
44pcs/20ft
88pcs/40ft




ELS-276MA
H1333xW1070xD515
Drawer:
75x2.100x3.150x1
Free hanger hook set (12pcs)
and a perforated board
44pcs/20ft
88pcs/40ft



EHA Tool Cabinet

Unit of Measurement : mm

PATENT
New



The patented hidden safety lock, specially designed drawer structure, and full-length aluminum handles.

Drawer Loading Capacity
50kg each




Division Boxes




Adjustable Partitions



The Specially designed lock belt gives higher durability




Division boxes are suitable for the storage of small parts




Big label

PAT.NO. ZL200520122272.5
M285602(TW)


※ 1st drawer includes division boxes.
Other drawers with partitions.



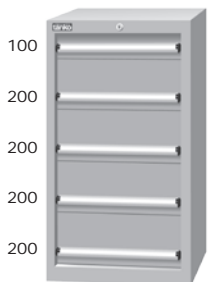
EHA-7041
H725xW566xD607
Drawer:
100x2.200x2
108pcs/20ft
228pcs/40ft




EHA-7051
H725xW566xD607
Drawer:
100x3.150x2
108pcs/20ft
228pcs/40ft




EHA-7061
H725xW566xD607
Drawer:
100x6
108pcs/20ft
228pcs/40ft



EHA-10051
H1025xW566xD607
Drawer:
100x1.200x4
72pcs/20ft
152pcs/40ft








EHA-10061
H1025xW566xD607
Drawer:
100x2.150x2.200x2
72pcs/20ft
152pcs/40ft









EHA-10091
H1025xW566xD607
Drawer:
100x9
72pcs/20ft
152pcs/40ft

CNC (Mobile) Tool Cabinet

Unit of Measurement : mm

Upper Tray			
Type	EA-N Total holders	EB-N Total holders	ED-N Total holders
BT-30 	36 PCS	53 PCS	72 PCS
BT-40 	30 PCS	39 PCS	52 PCS
BT-50 	20 PCS	28 PCS	33 PCS
HSK-40 	36 PCS	53 PCS	72 PCS
HSK-63 	20 PCS	28 PCS	33 PCS

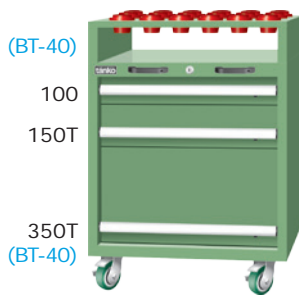
Drawer Tray			
Type	EA-N Total holders	EB-N Total holders	ED-N Total holders
BT-30 	25 PCS	33 PCS	46 PCS
BT-40 	23 PCS	28 PCS	39 PCS
BT-50 	10 PCS	18 PCS	23 PCS
HSK-40 	25 PCS	33 PCS	46 PCS
HSK-63 	10 PCS	18 PCS	23 PCS



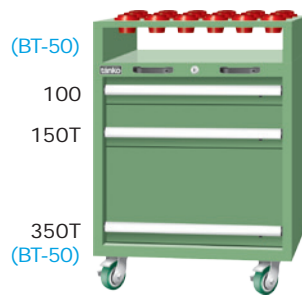
PAT.NO. ZL03276909.1
ZL200420115523.2
M262285(TW)

CNC Mobile Tool Cabinet

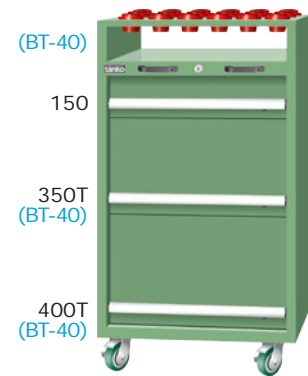
※ Tools not included.
※ Please refer to the above table for tool holders selection



EA-7031-22MN
H994xW566xD640
72pcs/20ft; 152pcs/40ft
EB-7031-22MN
H994xW718xD640
54pcs/20ft; 114pcs/40ft
ED-7031-22MN
H994xW718xD792
42pcs/20ft; 90pcs/40ft

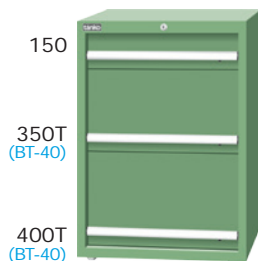


EA-7031-33MN
H994xW566xD640
72pcs/20ft; 152pcs/40ft
EB-7031-33MN
H994xW718xD640
54pcs/20ft; 114pcs/40ft
ED-7031-33MN
H994xW718xD792
42pcs/20ft; 90pcs/40ft

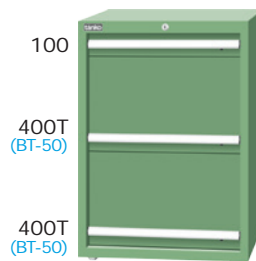


EA-10031-222MN
H1291xW566xD640
36pcs/20ft; 76pcs/40ft
EB-10031-222MN
H1291xW718xD640
27pcs/20ft; 57pcs/40ft
ED-10031-222MN
H1291xW718xD792
21pcs/20ft; 45pcs/40ft

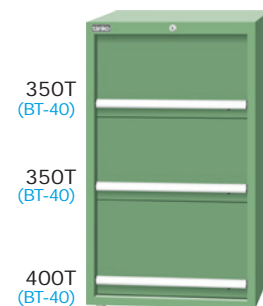
CNC Tool Cabinet



EA-10031-22N
H1000xW566xD607
72pcs/20ft; 152pcs/40ft
EB-10031-22N
H1000xW718xD607
54pcs/20ft; 114pcs/40ft
ED-10031-22N
H1000xW718xD759
42pcs/20ft; 90pcs/40ft



EA-10032-33N
H1000xW566xD607
72pcs/20ft; 152pcs/40ft
EB-10032-33N
H1000xW718xD607
54pcs/20ft; 114pcs/40ft
ED-10032-33N
H1000xW718xD759
42pcs/20ft; 90pcs/40ft



EA-12031-222N
H1200xW566xD607
36pcs/20ft; 76pcs/40ft
EB-12031-222N
H1200xW718xD607
27pcs/20ft; 57pcs/40ft
ED-12031-222N
H1200xW718xD759
21pcs/20ft; 45pcs/40ft








ENS CNC Tool Trolley






Unit of Measurement : mm

ENS-1 Tool Trolley

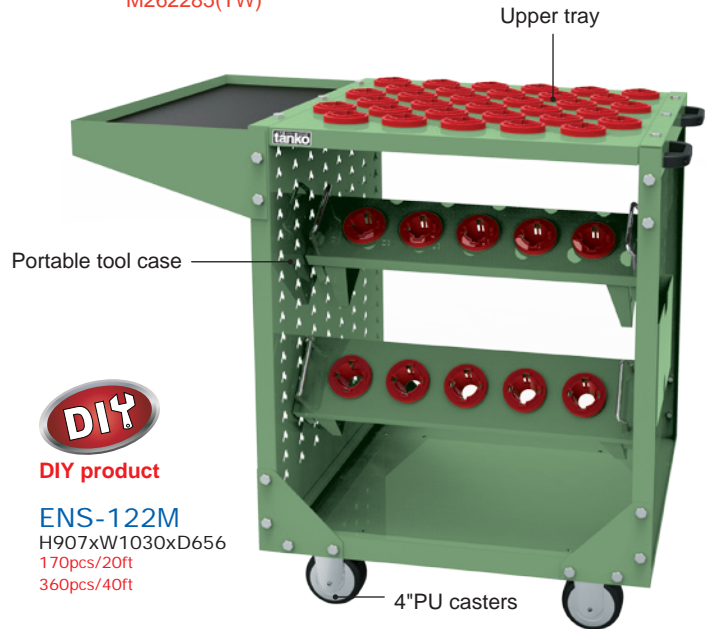
5 types of optional tool holders

Type	ENS Trolley Type (Total holders included)
BT-30 	ENS-112M (45 PCS)
BT-40 	ENS-122M (43 PCS)
BT-50 	ENS-132M (31 PCS)
HSK-40 	ENS-162M (45 PCS)
HSK-63 	ENS-182M (31 PCS)

Total holders = upper tray + 2 sets of portable tool cases


Type	Portable Tool Cases Type
BT-30 	ENP-11 (6 PCS)
BT-40 	ENP-12 (5 PCS)
BT-50 	ENP-13 (4 PCS)
HSK-40 	ENP-16 (6 PCS)
HSK-63 	ENP-18 (4 PCS)

PAT.NO. ZL200420115523.2
M262285(TW)



DIY product






ENS-122M
H907xW1030xD656
170pcs/20ft
360pcs/40ft








Portable tool cases work with perforated side boards facilitates the adjustment of position and angle

ENS-2 Tool Trolley

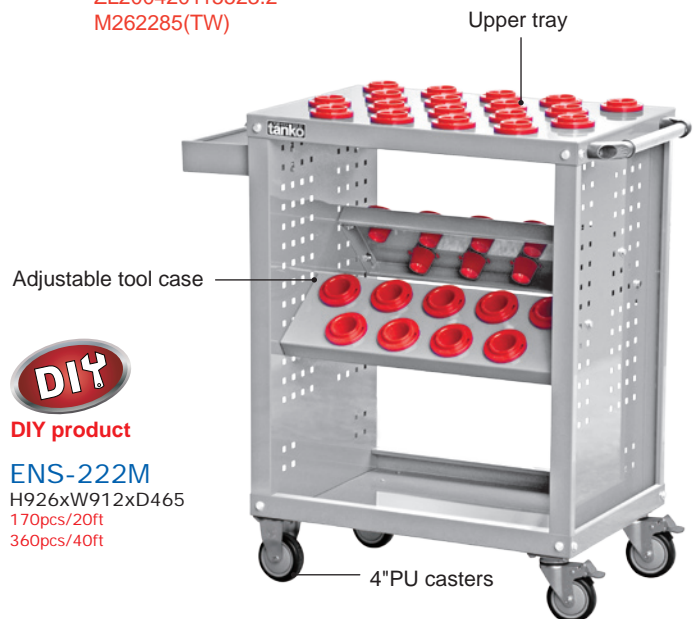
5 types of optional tool holders

Type	ENS Trolley Type (Total holders included)
BT-30 	ENS-212M (51 PCS)
BT-40 	ENS-222M (36 PCS)
BT-50 	ENS-232M (26 PCS)
HSK-40 	ENS-262M (51 PCS)
HSK-63 	ENS-282M (26 PCS)

Total holders = upper tray + 2 sets of adjustable tool cases

Type	Adjustable Tool Cases Type
BT-30 	ENP-81 (9 PCS)
BT-40 	ENP-82 (9 PCS)
BT-50 	ENP-83 (6 PCS)
HSK-40 	ENP-86 (9 PCS)
HSK-63 	ENP-88 (6 PCS)

PAT.NO. ZL200620121150.9
M303862(TW)
ZL200420115523.2
M262285(TW)



DIY product

ENS-222M
H926xW912xD465
170pcs/20ft
360pcs/40ft



Adjustable tool cases work with perforated side boards facilitates the adjustment of position and angle






ENR CNC Tool Trolley / EK Tool Trolley

Unit of Measurement : mm






ENR CNC Tool Trolley

PAT.NO. ZL200420115523.2
M262285(TW)

5 types of optional tool holders

Type	ENR Trolley Type (Total holders included)
BT-30 	ENR-1218M (80 PCS)
BT-40 	ENR-1228M (72 PCS)
BT-50 	ENR-1238M (56 PCS)
HSK-40 	ENR-1268M (80 PCS)
HSK-63 	ENR-1288M (64 PCS)


Including 8 tool holders.

Type	Tool Holder Selection
BT-30 	ENP-21 (10 PCS)
BT-40 	ENP-22 (9 PCS)
BT-50 	ENP-23 (7 PCS)
HSK-40 	ENP-26 (10 PCS)
HSK-63 	ENP-28 (8 PCS)



DIY product

ENR-1228M
H1585xW1047xD613
140pcs/20ft
280pcs/40ft



Please refer to the left table for more tool holder selection.

EK Tool Trolley

PAT.NO. ZL200620121150.9
M303862(TW)



- Works with TANKO patented hanger hooks.
- 4" PU casters with loading capacity 400kg totally
- The position of shelves can be adjusted without using any tools or fixed on the top of the trolley

※ Tools are not included in the product

Example:



DIY product

EK-140M
H906xW820xD465
Accessory: One set of KPQ-B
hanger hook (12pcs)
170pcs/20ft
350pcs/40ft





CNC Tool Cabinet

Unit of Measurement : mm

Brand new design, easy to operate with enhance tool storage function.



Easy adjusting.








PAT.NO. ZL03276909.1
ZL200420115523.2
M262285(TW)



ENF-332D
H880xW900xD465
Type: BT-40(30PCS)
55pcs/20ft
110pcs/40ft

5 types of optional tool holders






Type	ENF Trolley Type
BT-30 	ENF-331D (30 PCS)
BT-40 	ENF-332D (30 PCS)
BT-50 	ENF-333D (21 PCS)
HSK-40 	ENF-336D (30 PCS)
HSK-63 	ENF-338D (21 PCS)

With 3 tool holders.

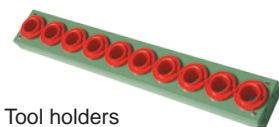


ENF-362D
H1760xW900xD465
Type: BT-40(60PCS)
28pcs/20ft
55pcs/40ft

5 types of optional tool holders






Type	ENF Trolley Type
BT-30 	ENF-361D (60 PCS)
BT-40 	ENF-362D (60 PCS)
BT-50 	ENF-363D (42 PCS)
HSK-40 	ENF-366D (60 PCS)
HSK-63 	ENF-368D (42 PCS)

With 6 tool holders.



Tool holders

ENP-62
Type: BT-40(10PCS)

Type	Tool holders
BT-30 	ENP-61 (10 PCS)
BT-40 	ENP-62 (10 PCS)
BT-50 	ENP-63 (7 PCS)
HSK-40 	ENP-66 (10 PCS)
HSK-63 	ENP-68 (7 PCS)

Unit of Measurement : mm

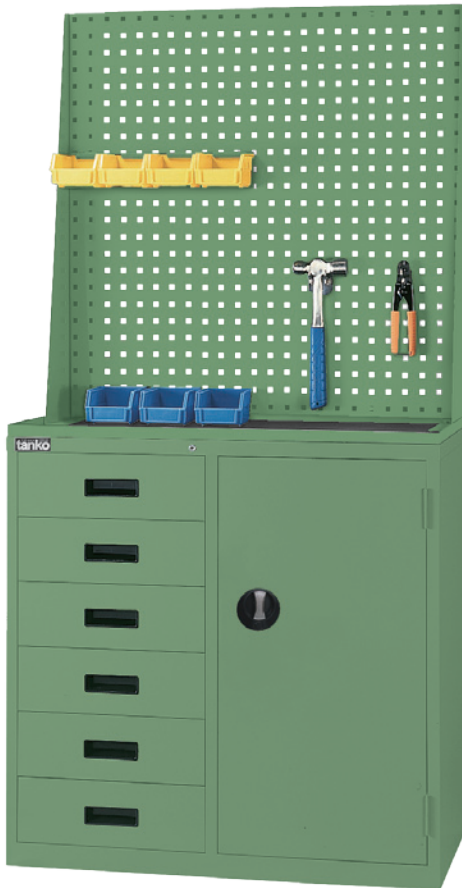
Tanko storage solution allows you to utilize your factory more efficiently.

Shelf loading capacity: 100~200kg, with adjustable slot every 50mm.

※ Tools are not included in the product

Drawer Loading Capacity

50kg each



EF-13W
H880xW450xD452
Drawer: 130x6
110pcs/20ft
220pcs/40ft



EF-13D
H880xW450xD465
With 2 shelves
110pcs/20ft
220pcs/40ft
Shelf loading capacity:100Kg



EF-33DW
H880xW900xD465
Drawer: 130x6
With 2 shelves
55pcs/20ft
110pcs/40ft
Shelf loading capacity:100Kg



EF-33D
H880xW900xD465
With 2 shelves
55pcs/20ft
110pcs/40ft
Shelf loading capacity:200Kg




EF-33DW+KQ62
H1788xW900xD465
Drawer: 130x6
With 1 panel set and 2 shelves
※ Tools are not included in the product
55pcs/20ft
110pcs/40ft
Shelf loading capacity:100Kg



EF-36D
H1760xW900xD465
With 4 shelves
28pcs/20ft
55pcs/40ft
Shelf loading capacity:200Kg

Average loading capacity
800kg
 per pull-out shelf



Safety lock design
 Specially designed safety lock to be installed to prevent any accident.



Modular Design
 Easy to install and great for future expansion.

Height adjustable
 Each shelf is capable for height adjustment every 50mm.

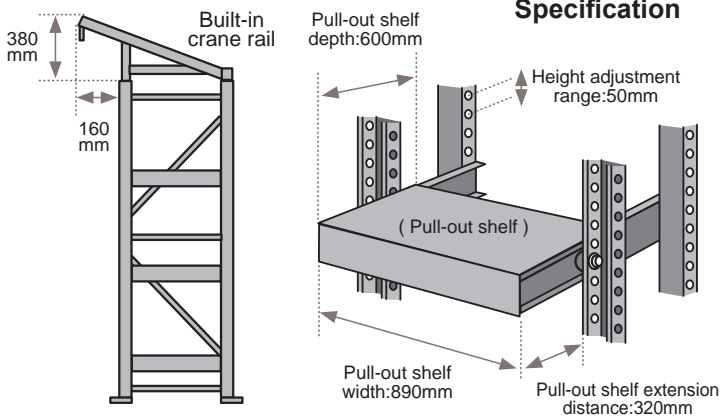


Independent Type ← Linkable Type

Pull-out drawer design
 50% extension provides higher space utilization.



Specification



Unit of Measurement : mm



MA-206



MA-2061

Overall dimension:

MA-206 H2000xW2100xD605

MA-2061 H2380xW2100xD765

Usable height per pull-out shelf: 500mm

Columns: 2

Pull-out shelf quantity: 6 shelves

Crane rail built-in for MA-2061



MA-208



MA-2081

Overall dimension:

MA-208 H2000xW2100xD605

MA-2081 H2380xW2100xD765

Usable height per pull-out shelf: 350mm

Columns: 2

Pull-out shelf quantity: 8 shelves

Crane rail built-in for MA-2081



MA-309



MA-3091

Overall dimension:

MA-309 H2000xW3100xD605

MA-3091 H2380xW3100xD765

Usable height per pull-out shelf: 500mm

Columns: 3

Pull-out shelf quantity: 9 shelves

Crane rail built-in for MA-3091



MA-312



MA-3121

Overall dimension:

MA-312 H2000xW3100xD605

MA-3121 H2380xW3100xD765

Usable height per pull-out shelf: 350mm

Columns: 3

Pull-out shelf quantity: 12 shelves

Crane rail built-in for MA-3121

Hanger Rack

Unit of Measurement : mm

- Hanger rack: easier identification of your tool storage.
- Suitable for every work shop, tool storage and maintenance shop.
- Perforated and louvred panel combination is also available.

■ Accessories not included

※ Tools are not included in the product

KR-Independent Type



DIY product

KR-2324
H1450xW964xD630

KR-Independent Type

Type	Specification	Size HxWxD	
KR-1303	Wall Side Type D=375	 H 1450 W 964	
KR-1312			
KR-1321			
KR-1330	Double Side Type D=630		
KR-2306			
KR-2324			
KR-2342	Wall Side Type D=375	 H 1910 W 964	
KR-2360			
KR-1404			
KR-1413	Wall Side Type D=375		 H 1910 W 964
KR-1422			
KR-1431			
KR-1440	Double Side Type D=630	 H 1450 W 964	
KR-2408			
KR-2426			
KR-2444	Double Side Type D=630		 H 1910 W 964
KR-2462			
KR-2480			

- Hanger rack: easier identification of your tool storage.
- Suitable for every work shop, tool storage and maintenance shop.
- Perforated and louvred panel combination is also available.

■ Accessories not included

※ Tools are not included in the product

KL-Linkable Type



DIY product

KR-2444
H1910xW964xD630

KL-2480
H1910xW930xD630

KL-Linkable Type

Type	Specification	Size HxWxD	
KL-1303	Wall Side Type D=375	 H 1450 W 930	
KL-1312			
KL-1321			
KL-1330	Double Side Type D=630		
KL-2306			
KL-2324			
KL-2342	Wall Side Type D=375	 H 1910 W 930	
KL-2360			
KL-1404			
KL-1413	Wall Side Type D=375		 H 1910 W 930
KL-1422			
KL-1431			
KL-1440	Double Side Type D=630	 H 1450 W 930	
KL-2408			
KL-2426			
KL-2444	Double Side Type D=630		 H 1910 W 930
KL-2462			
KL-2480			

Unit of Measurement : mm

- Hanger rack: easier identification of your tool storage.
- Suitable for every work shop, tool storage and maintenance shop.
- Perforated and louvred panel combination is also available.

■ Accessories not included

※ Tools are not included in the product

KM-Moveable Type



DIY
DIY product

KM-2342
H1560xW1050xD610

KM-Moveable Type

Type	Specification	Size HxWxD
KM-2204	Double Side Type	
KM-2222		
KM-2240		
KM-2306	Double Side Type	
KM-2324		
KM-2342		
KM-2360		

Type Code Expression

KR-Independent Type

K

K Expresses Hanger Rack Series

R

R Expresses Independent Type
L Expresses Linkable Type
M Expresses Moveable Type

-

1

1 Expresses Wall Side Type
2 Expresses Double Side Type

4


2 Expresses Two Piece Height
3 Expresses Three Piece Height
4 Expresses Four Piece Height

4


Quantity of Perforated Board

0

Quantity of Louvred Board



KR-Independent Type



KL-Linkable Type



Double Side Type



Wall Side Type
(Single Side)

Hanger Rack Accessories

Unit of Measurement : mm


Perforated and Louvred board transforming empty walls into valuable storage facilities, to organized ready-at-hand storage of tools and components.

■ Accessories not included




DIY product

Perforated Board




KQ-306
H450xW900




KQ-310
H450xW1500

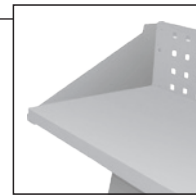
Louvred Board



KH-306
H450xW900



Shelf



KP-17
W900xD300

KR-2324
H1450xW964xD630

Hanger Case Hanger Case color: Red.Blue.Yellow are available.

Type	TKI-8301	TKI-8302	TKI-8303	TKI-8304	TKI-8305
	1	2	3	4	5
HxWxD	50x105x 110	75x105x 140	75x105x 190	124x140x 220	125x140x 270
Specification	24PCS/CTN Load: 3kg	24PCS/CTN Load: 4kg	24PCS/CTN Load: 4kg	12PCS/CTN Load: 10kg	12PCS/CTN Load: 10kg

Unit of Measurement : mm

- **Coloured Label**
Different colour tags can be applied for easier identification.
- **Anti-Slip Off Device**
Specially designed to prevent accidental slipping from happening.



A4L-104
H360xW282xD348
Drawer: 4 PCS
288pcs/20ft; 576pcs/40ft



A4M-106
H360xW282xD348
Drawer: 6 PCS
288pcs/20ft; 576pcs/40ft



A4LM-10203
H360xW282xD348
Drawer: 5 PCS
288pcs/20ft; 576pcs/40ft

Document Cabinet

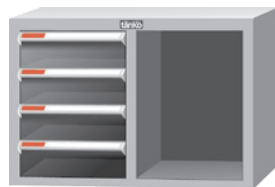


Material	PS
Colour	Transparent

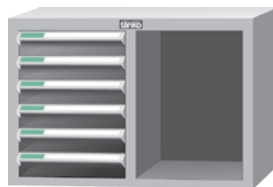
B4L-104
H360xW324xD408
Drawer: 4 PCS
288pcs/20ft; 576pcs/40ft

B4M-106
H360xW324xD408
Drawer: 6 PCS
288pcs/20ft; 576pcs/40ft

B4LM-10203
H360xW324xD408
Drawer: 5 PCS
288pcs/20ft; 576pcs/40ft



A4L-204P
H380xW586xD348
Drawer: 4 PCS
170pcs/20ft; 340pcs/40ft



A4M-206P
H380xW586xD348
Drawer: 6 PCS
170pcs/20ft; 340pcs/40ft



A4L-208
H380xW586xD348
Drawer: 8 PCS
170pcs/20ft; 340pcs/40ft



A4M-212
H380xW586xD348
Drawer: 12 PCS
170pcs/20ft; 340pcs/40ft

B4L-204P
H380xW666xD408
Drawer: 4 PCS
170pcs/20ft; 340pcs/40ft

B4M-206P
H380xW666xD408
Drawer: 6 PCS
170pcs/20ft; 340pcs/40ft

B4L-208
H380xW666xD408
Drawer: 8 PCS
170pcs/20ft; 340pcs/40ft

B4M-212
H380xW666xD408
Drawer: 12 PCS
170pcs/20ft; 340pcs/40ft



A4L-106
H580xW313xD348
Drawer: 6 PCS
170pcs/20ft; 340pcs/40ft



A4M-112
H740xW313xD348
Drawer: 12 PCS
160pcs/20ft; 300pcs/40ft




A4L-110
H880xW313xD348
Drawer: 10 PCS
152pcs/20ft; 300pcs/40ft

B4L-106
H580xW353xD408
Drawer: 6 PCS
170pcs/20ft; 340pcs/40ft

B4M-112
H740xW353xD408
Drawer: 12 PCS
160pcs/20ft; 300pcs/40ft

B4L-110
H880xW353xD408
Drawer: 10 PCS
152pcs/20ft; 300pcs/40ft

Type	A4L	A4M
------	-----	-----



Inner size	H72xW251xD327	H46xW251xD327
Outer size	H78xW257xD346	H52xW257xD346

Type	B4L	B4M
------	-----	-----



Inner size	H72xW292xD387	H46xW292xD387
Outer size	H78xW296xD406	H52xW296xD406



Document Cabinet

Unit of Measurement : mm

- **Coloured Label**
Different colour tags can be applied for easier identification.
- **Anti-Slip Off Device**
Specially designed to prevent accidental slipping from happening.



A4L-216
H740xW596xD348
Drawer: 16 PCS
100pcs/20ft; 200pcs/40ft

B4L-216
H740xW676xD408
Drawer: 16 PCS
100pcs/20ft; 200pcs/40ft



A4M-224
H740xW596xD348
Drawer: 24 PCS
100pcs/20ft; 200pcs/40ft

B4M-224
H740xW676xD408
Drawer: 24 PCS
100pcs/20ft; 200pcs/40ft



A4L-220
H880xW596xD348
Drawer: 20 PCS
90pcs/20ft; 180pcs/40ft

B4L-220
H880xW676xD408
Drawer: 20 PCS
90pcs/20ft; 180pcs/40ft



A4M-230
H880xW596xD348
Drawer: 30 PCS
90pcs/20ft; 180pcs/40ft

B4M-230
H880xW676xD408
Drawer: 30 PCS
90pcs/20ft; 180pcs/40ft



A4L-324
H740xW880xD348
Drawer: 24 PCS
70pcs/20ft; 132pcs/40ft

B4L-324
H740xW1000xD408
Drawer: 24 PCS
70pcs/20ft; 132pcs/40ft



A4M-336
H740xW880xD348
Drawer: 36 PCS
70pcs/20ft; 132pcs/40ft

B4M-336
H740xW1000xD408
Drawer: 36 PCS
70pcs/20ft; 132pcs/40ft



A4LM-31612
H740xW880xD348
Drawer: 28 PCS
70pcs/20ft; 132pcs/40ft

B4LM-31612
H740xW1000xD408
Drawer: 28 PCS
70pcs/20ft; 132pcs/40ft



A4L-330
H880xW880xD416
Drawer: 30 PCS
60pcs/20ft; 120pcs/40ft

B4L-330
H880xW1000xD408
Drawer: 30 PCS
60pcs/20ft; 120pcs/40ft



A4M-345
H880xW880xD416
Drawer: 45 PCS
60pcs/20ft; 120pcs/40ft

B4M-345
H880xW1000xD408
Drawer: 45 PCS
60pcs/20ft; 120pcs/40ft



A4LM-32015
H880xW880xD416
Drawer: 35 PCS
60pcs/20ft; 120pcs/40ft

B4LM-32015
H880xW1000xD408
Drawer: 35 PCS
60pcs/20ft; 120pcs/40ft

Document Cabinet

Unit of Measurement : mm

- **Coloured Label**
Different colour tags can be applied for easier identification.
- **Anti-Slip Off Device**
Specially designed to prevent accidental slipping from happening.



A4L-336
H1060xW880xD348
Drawer: 36 PCS
60pcs/20ft; 120pcs/40ft

B4L-336
H1060xW1000xD408
Drawer: 36 PCS
60pcs/20ft; 120pcs/40ft



A4M-354
H1060xW880xD348
Drawer: 54 PCS
60pcs/20ft; 120pcs/40ft

B4M-354
H1060xW1000xD408
Drawer: 54 PCS
60pcs/20ft; 120pcs/40ft



A4LM-32418
H1060xW880xD348
Drawer: 42 PCS
60pcs/20ft; 120pcs/40ft

B4LM-32418
H1060xW1000xD408
Drawer: 42 PCS
60pcs/20ft; 120pcs/40ft

Document Cabinet With Door

- **Coloured Label**
Different colour tags can be applied for easier identification.
- **Anti-Slip Off Device**
Specially designed to prevent accidental slipping from happening.
- **Circle Handle With Lock**



A4L-330D
H945xW940xD405
Drawer: 30 PCS
55pcs/20ft
110pcs/40ft



A4M-345D
H945xW940xD405
Drawer: 45 PCS
55pcs/20ft
110pcs/40ft



B4L-220D
H945xW740xD468
Drawer: 20 PCS
55pcs/20ft
110pcs/40ft



B4M-230D
H945xW740xD468
Drawer: 30 PCS
55pcs/20ft
110pcs/40ft

Unit of Measurement : mm

CEH/CEA Series

- **Coloured Label** Different colour tags can be applied for easier identification.
- **Anti-Slip Off Device** Specially designed to prevent accidental slipping from happening.
- Each drawer with one divider.

Drawer Loading Capacity


6kg each



CEH/CEA Drawer Specifications



Material	ABS+PS
CEH Drawer Type	
Outer Size	H70xW120xD238
Inner Size	H65xW114xD212
CEA Drawer Type	
Outer Size	H76xW164xD282
Inner Size	H71xW158xD252



1 CEH-448
H940xW600xD240
Drawer: 48 PCS
110pcs/20ft; 220pcs/40ft

2 CEH-324
H650xW450xD240
Drawer: 24 PCS
165pcs/20ft; 330pcs/40ft



1 CEA-330
H880xW600xD283
Drawer: 30 PCS
110pcs/20ft; 220pcs/40ft

2 CEA-324
H720xW600xD283
Drawer: 24 PCS
110pcs/20ft; 220pcs/40ft

TKI Series

- **Coloured Label** Different colour tags can be applied for easier identification.
- **Anti-Slip-Off Device** Specially designed to prevent accidental slipping from happening.
- Each drawer with one divider.

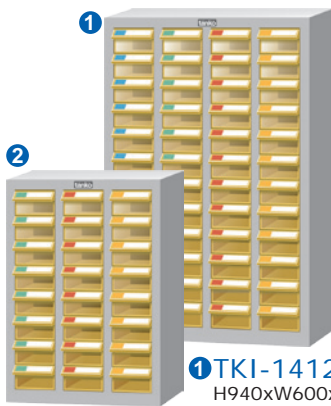
Drawer Loading Capacity

6kg each

※ PS drawers are not suitable for oily items

TKI Drawer Specifications	
Outer Size	H70xW120xD240
Inner Size	H65xW114xD212

TKI-1 Type		TKI-1-1 Type		TKI-1-2 Type	
Material	ABS+PS	Material	ABS	Material	PS



1 TKI-1412
H940xW600xD242
Drawer: 48 PCS
110pcs/20ft; 220pcs/40ft

2 TKI-1308
H650xW450xD242
Drawer: 24 PCS
165pcs/20ft; 330pcs/40ft



1 TKI-1412-1
H940xW600xD242
Drawer: 48 PCS
110pcs/20ft; 220pcs/40ft

2 TKI-1308-1
H650xW450xD242
Drawer: 24 PCS
165pcs/20ft; 330pcs/40ft



1 TKI-1412-2
H940xW600xD242
Drawer: 48 PCS
110pcs/20ft; 220pcs/40ft

2 TKI-1308-2
H650xW450xD242
Drawer: 24 PCS
165pcs/20ft; 330pcs/40ft

Unit of Measurement : mm

TKI Series

- **Coloured Label**
Different colour tags can be applied for easier identification.
 - **Anti-Slip Off Device**
Specially designed to prevent accidental slipping from happening.
 - Each drawer with one divider.
- ※ PS drawers are not suitable for oily items

Drawer Loading Capacity
5kg each

TKI Drawer Specifications	
Outer Size	H52xW100xD220
Inner Size	H47xW95xD195

TKI-2 Type	TKI-2-1 Type
------------	--------------



Material	PS	Material	ABS
----------	----	----------	-----




① **TKI-2405**
H310xW460xD230
Drawer: 20 PCS
400pcs/20ft; 800pcs/40ft

② **TKI-2405-1**
H310xW460xD230
Drawer: 20 PCS
400pcs/20ft; 800pcs/40ft



① **TKI-2410**
H650xW475xD230
Drawer: 40 PCS
200pcs/20ft; 400pcs/40ft

② **TKI-2410-1**
H650xW475xD230
Drawer: 40 PCS
200pcs/20ft; 400pcs/40ft



① **TKI-2515**
H940xW580xD230
Drawer: 75 PCS
120pcs/20ft; 240pcs/40ft

② **TKI-2515-1**
H940xW580xD230
Drawer: 75 PCS
120pcs/20ft; 240pcs/40ft

Parts Cabinet With Door



CEA-330D
H925xW640xD340
Drawer: 30 PCS/ABS+PS
90pcs/20ft ; 180pcs/40ft



TKI-1412D-2
H1000xW645xD295
Drawer: 48 PCS/PS
90pcs/20ft ; 180pcs/40ft




TKI-2515D
H1000xW645xD295
Drawer: 75 PCS/PS
90pcs/20ft ; 180pcs/40ft



CEH-448D
H1000xW645xD295
Drawer: 48 PCS/ABS+PS
90pcs/20ft ; 180pcs/40ft



TKI-1412D-1
H1000xW645xD295
Drawer: 48 PCS/ABS
90pcs/20ft ; 180pcs/40ft



TKI-2515D-1
H1000xW645xD295
Drawer: 75 PCS/ABS
90pcs/20ft ; 180pcs/40ft

Parts Cabinet / Team Case

Unit of Measurement : mm

RM Series

- **Coloured Label**
Different colour tags can be applied for easier identification.
- **Flexible Space Utilization**
It is easy to adjust the spaces with the one removable partition boards included in each drawer.
- **Anti-Slip Off Device**
Specially designed to prevent accidental slipping from happening.
- Each drawer with one divider.

Drawer Loading Capacity
10kg each

TR-4116 Drawer Specifications



Material	ABS+PS
Size	H105xW168xD415



Coloured Label



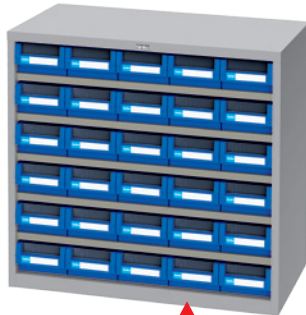

Anti-Slip Off Device



Flexible Space Utilization




Transparent front divider



Cabinet also available in grey

RM-530
H880xW900xD420
Drawer: 30 PCS
55pcs/20ft ; 110pcs/40ft

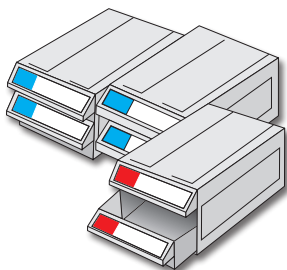


RM-560
H1760xW900xD420
Drawer: 60 PCS
32pcs/20ft ; 67pcs/40ft

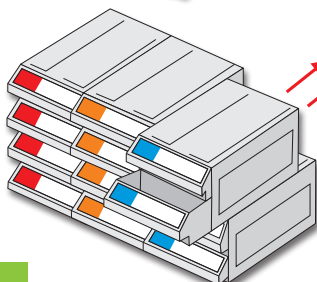
Team Case

- **Coloured Label**
Different colour tags can be applied for easier identification.

※ PS drawers are not suitable for oily items
※ Measurement of outer case : H86xW128xD195



Assembly procedure 1.
Starts from first level from left to right connects one by one according to grooves.



Assembly procedure 2.
Second level can be arranged with the same order as the first level, After done with first, second level, the third, fourth & fifth level follow the same order. Levels can continued to be topped till requirement meets.



TKI-301
Drawer Size:H73xW116xD167
Drawer: 1 PCS/PS



TKI-302
Drawer Size:H35xW116xD167
Drawer: 2 PCS/PS



TKI-304
Drawer Size:H35xW53xD167
Drawer: 4 PCS/PS


Unit of Measurement : mm

- The knock down team bin can be added or removed from either way. It can be widely used by assembling into different shapes.
- The smaller type, as TKI-810.TKI-815.TKI-820 is ideal for use in production line or desk top classification of various parts componens.
- The larger type, as TKI-854.TKI-855, is perfect for storage. It is more convenient and cost efficiency than installation of conventional cabinet racks in storeroom.



Index Shield

Each bin has a index shield with a coloured card. Make indications on the coloured card and put it into shield, insert shield to the front of bin. It makes index clean and clear for easy replacement.




Supporting Poles

Each bin has 4 poles for raising up the height between bins. It enables easy access to your objects.

Back Link Clips

Bin can be linked back to back by the use of a clip to keep the bins together and stronger.



Side Link Slots

Each bin comes with two slots on either side. These slots allow side linkage of bins. It ensures that the team bins are fixed and tidy.



Hanger Function

The TKI-861 has hanger function using in louvred board.



※ Team Bin Color : Red.Blue.Yellow are available.



TKI-861

Size:H74xW100xD170
100 PCS/CTN

Supporting poles, index shield with colored card appended

TKI-861 has hanger function



TKI-810

Size:H74xW102xD162
100 PCS/CTN

Supporting poles, index shield with colored card appended



TKI-815

Size:H125xW152xD243
36 PCS/CTN

Supporting poles, index shield with colored card appended



TKI-820

Size:H153xW202xD342
18 PCS/CTN

Supporting poles, index shield with colored card appended



TKI-854

Size:H177xW200xD450
12 PCS/CTN

Supporting poles, index shield with colored card appended

Can be assembled with TKI-855




TKI-855

Size:H177xW300xD450
8 PCS/CTN

Supporting poles, index shield with colored card appended

Can be assembled with TKI-854

www.com.tw
tanko
FOR BENEFICIAL STORAGE



TANKO ENTERPRISE CO., LTD.

TANKO ENTERPRISE CO., LTD.

No.1, Guanghua Rd., Sanchong Dist., New Taipei City 24158, Taiwan (R.O.C.)

TEL:+886-2-2999-0083 FAX:+886-2-2995-2900
<http://www.tanko.com.tw> E-mail:intl@tanko.com.tw

- ◆ Product design is subject to change by TANKO without notice. For specification please refer to actual products.
- ◆ © Copyright-TANKO TAIWAN. All rights reserved.