


Average loading capacity  
**800kg**  
 per pull-out shelf



**Safety lock design**  
 Specially designed safety lock to be installed to prevent any accident.



**Modular Design**  
 Easy to install and great for future expansion.

**Height adjustable**  
 Each shelf is capable for height adjustment every 50mm.

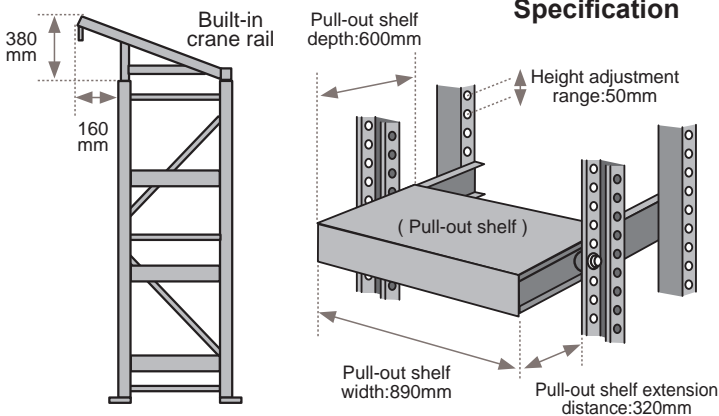


Independent Type ← Linkable Type

**Pull-out drawer design**  
 50% extension provides higher space utilization.



### Specification



Unit of Measurement : mm



MA-206



MA-2061

Overall dimension:

**MA-206** H2000xW2100xD605

**MA-2061** H2380xW2100xD765

Usable height per pull-out shelf: 500mm

Columns: 2

Pull-out shelf quantity: 6 shelves

Crane rail built-in for MA-2061



MA-208



MA-2081

Overall dimension:

**MA-208** H2000xW2100xD605

**MA-2081** H2380xW2100xD765

Usable height per pull-out shelf: 350mm


Columns: 2

Pull-out shelf quantity: 8 shelves

Crane rail built-in for MA-2081



MA-309



MA-3091

Overall dimension:

**MA-309** H2000xW3100xD605

**MA-3091** H2380xW3100xD765

Usable height per pull-out shelf: 500mm

Columns: 3

Pull-out shelf quantity: 9 shelves

Crane rail built-in for MA-3091



MA-312



MA-3121

Overall dimension:

**MA-312** H2000xW3100xD605

**MA-3121** H2380xW3100xD765

Usable height per pull-out shelf: 350mm

Columns: 3

Pull-out shelf quantity: 12 shelves

Crane rail built-in for MA-3121