








## Workbench-Heavy Duty

Unit of Measurement : mm


Product code	Type	Specification	Material and features	Industries
<b>N</b>	 Rubber top	1500W 1800W x750Dx 50T 2100W	High density material covered with green hard rubber mat on top and PVC protection on four edges. Features: high impact strength.	Machine maintenance, normal factories, production line and garages.
<b>F</b>	 Laminate	1500W 1800W x750Dx 50T 2100W	Plywood top covered with gray laminate and PVC protective edges. Features: Great performance in high temperature environment, high abrasion performance.	All electronics companies, reseach labs, hospitals, workshop and metrology department.
<b>W</b>	 Wood	1500W 1800W x750Dx 50T 2100W	Finger-joint wood to ensure high durability.	Tool makers, equipment maintenance.
<b>S</b>	 Stainless steel	1500W 1800W x750Dx 50T 2100W	High density material covered with 1.2mm stainless steel sheet. Features: high temperature resistance, great grease and abrasion performance.	Tool makers, workshops, research labs.
<b>A</b>	 Benchwork	1500W 1800W x750Dx 50T	36mm base material covered with 9mm steel plate. Features: great structure strength.	All heavy industries, tool makers.
<b>T</b>	 Tanko top	1500W 1800W x750Dx 36T 43T	Multi-layer laminate and PVC protective on four edges. Features: high impact strength, grease and chemical resistance.	Research labs, schools.
<b>P</b>	 Steel top	1500W x750Dx 50T	Made from 2mm steel, covered with 10mm black rubber mat. Features: long durability.	All workshops, assembly line and garages.

**Bench Top Selection** example : WA - 57 **F** ← Last code indicates top material

# Workbench-Heavy Duty

Unit of Measurement : mm

Heavy-duty worktop thickness 50T ±2mm



Rubber top



Laminate



Stainless steel



Wood



DIY product

Loading Capacity: **1000kg**



Size HxWxD	Rubber top	Laminate	Stainless steel	Wood
800x1500x750	WA-57N	WA-57F	WA-57S	WA-57W
800x1800x750	WA-67N	WA-67F	WA-67S	WA-67W
800x2100x750	WA-77N	WA-77F	WA-77S	WA-77W

W1500mm (100pcs/20ft ; 200pcs/40ft)  
 W1800mm ( 95pcs/20ft ; 190pcs/40ft)  
 W2100mm ( 90pcs/20ft ; 180pcs/40ft)



Size HxWxD	Rubber top	Laminate	Stainless steel	Wood
800x1500x750	WAT-5203N	WAT-5203F	WAT-5203S	WAT-5203W
800x1800x750	WAT-6203N	WAT-6203F	WAT-6203S	WAT-6203W

W1500mm (60pcs/20ft ; 120pcs/40ft)  
 W1800mm (55pcs/20ft ; 110pcs/40ft)

Drawer Loading Capacity : 50kg each



Size HxWxD	Rubber top	Laminate	Stainless steel	Wood
800x1500x750	WAS-54022N	WAS-54022F	WAS-54022S	WAS-54022W
800x1800x750	WAS-64022N	WAS-64022F	WAS-64022S	WAS-64022W
800x2100x750	WAS-74022N	WAS-74022F	WAS-74022S	WAS-74022W

W1500mm (60pcs/20ft ; 120pcs/40ft)  
 W1800mm (60pcs/20ft ; 120pcs/40ft)  
 W2100mm (60pcs/20ft ; 120pcs/40ft)

Drawer Loading Capacity : 100kg each  
 Cabinet size : H380 x W566 x D607

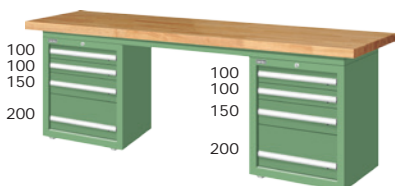


Size HxWxD	Rubber top	Laminate	Stainless steel	Wood
800x1500x750	WAS-57042N	WAS-57042F	WAS-57042S	WAS-57042W
800x1800x750	WAS-67042N	WAS-67042F	WAS-67042S	WAS-67042W
800x2100x750	WAS-77042N	WAS-77042F	WAS-77042S	WAS-77042W

W1500mm (55pcs/20ft ; 110pcs/40ft)  
 W1800mm (55pcs/20ft ; 110pcs/40ft)  
 W2100mm (55pcs/20ft ; 110pcs/40ft)

Loading Capacity: **2000kg**

Drawer Loading Capacity : 100kg each  
 Cabinet size : H700 x W566 x D607



Size HxWxD	Rubber top	Laminate	Stainless steel	Wood
800x2100x750	WAD-77042N	WAD-77042F	WAD-77042S	WAD-77042W

W2100mm (40pcs/20ft ; 80pcs/40ft)

Loading Capacity: **2000kg**

Drawer Loading Capacity : 100kg each  
 Cabinet size : H700 x W566 x D607

※ Perforated panels are optional, please refer to p.13

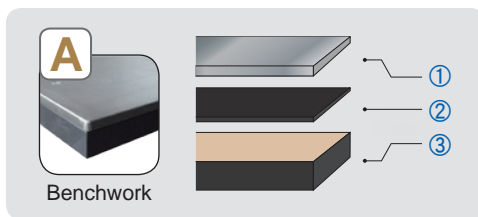
Unit of Measurement : mm

## Benchwork series

Suitable for tool making industry.



The Specially designed lock belt gives higher durability



- ① A 9mm sand blasted and grinded steel board is covered on top.
- ② Middle pad can absorb concussion from the hammering and reduce noises.
- ③ High density fiber base.



**PAT.NO.** ZL200620004286.1  
M299630(TW)



DIY product

Loading Capacity: **2000kg**



Size HxWxD	800x1500x750	800x1800x750
Type	WA-57A	WA-67A

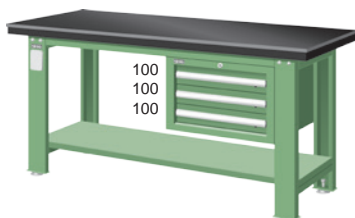
W1500mm (80pcs/20ft ; 150pcs/40ft)  
W1800mm (70pcs/20ft ; 130pcs/40ft)



Drawer Loading Capacity : 50kg each

Size HxWxD	800x1500x750	800x1800x750
Type	WAT-5203A	WAT-6203A

W1500mm (60pcs/20ft ; 120pcs/40ft)  
W1800mm (50pcs/20ft ; 100pcs/40ft)



Drawer Loading Capacity : 100kg each  
Cabinet size : H380 x W566 x D607

Size HxWxD	800x1500x750	800x1800x750
Type	WAS-54031A	WAS-64031A

W1500mm (60pcs/20ft ; 120pcs/40ft)  
W1800mm (60pcs/20ft ; 120pcs/40ft)



Drawer Loading Capacity : 100kg each  
Cabinet size : H700 x W566 x D607

Size HxWxD	800x1500x750	800x1800x750
Type	WAS-57042A	WAS-67042A

W1500mm (55pcs/20ft ; 110pcs/40ft)  
W1800mm (55pcs/20ft ; 110pcs/40ft)

※ Perforated panels are optional, please refer to p.13

# Workbench-Tanko Top

Unit of Measurement : mm

## Tanko top :

high impact absorption ability,  
excellent grease resistant,  
easy to maintain and great performance  
in high temperature.

**PATENT**  
**New**  
The Most Advanced  
Features!



Scratch Resistant



Heat Resistant



Crack Resistant



Oil&Water Resistant



Easy Maintain

PAT.NO. M349319

Loading Capacity: **1000kg**



Type	Size HxWxD	Thickness
WA-57TG	786x1500x750	36
WA-67TG	786x1800x750	36
WA-57TH	793x1500x750	43
WA-67TH	793x1800x750	43

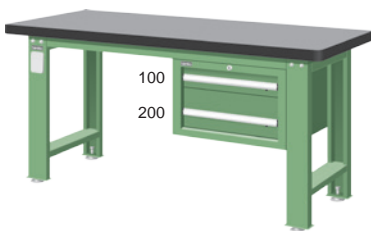
W1500mm (80pcs/20ft ; 150pcs/40ft)  
W1800mm (70pcs/20ft ; 130pcs/40ft)



Drawer Loading Capacity : 50kg each

Type	Size HxWxD	Thickness
WAT-5203TG	786x1500x750	36
WAT-6203TG	786x1800x750	36
WAT-5203TH	793x1500x750	43
WAT-6203TH	793x1800x750	43

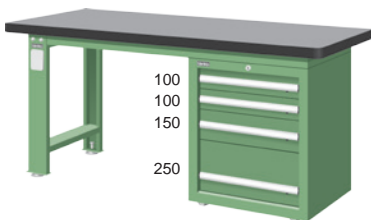
W1500mm (60pcs/20ft ; 120pcs/40ft)  
W1800mm (50pcs/20ft ; 100pcs/40ft)



Drawer Loading Capacity : 100kg each  
Cabinet size : H380 x W566 x D607

Type	Size HxWxD	Thickness
WAS-54022TG	786x1500x750	36
WAS-64022TG	786x1800x750	36
WAS-54022TH	793x1500x750	43
WAS-64022TH	793x1800x750	43

W1500mm (60pcs/20ft ; 120pcs/40ft)  
W1800mm (60pcs/20ft ; 120pcs/40ft)



Drawer Loading Capacity : 100kg each  
Cabinet size : H700 x W566 x D607

Type	Size HxWxD	Thickness
WAS-57042TG	786x1500x750	36
WAS-67042TG	786x1800x750	36
WAS-57042TH	793x1500x750	43
WAS-67042TH	793x1800x750	43


W1500mm (55pcs/20ft ; 110pcs/40ft)  
W1800mm (55pcs/20ft ; 110pcs/40ft)

Loading Capacity: **2000kg**

※ Perforated panels are optional, please refer to p.13

Unit of Measurement : mm

## Steel top features:



Loading Capacity: **1000kg**



Type	Size HxWxD
WD-58P	810x1524x775



Type	Size HxWxD
WD-5802P	810x1524x775

Drawer Loading Capacity : 50kg each  
ES-13021 Cabinet size:H296 x W400 x D602



Type	Size HxWxD
WD-5803P3	1410x1528x775

Drawer Loading Capacity : 25kg each  
IMK-0301 Cabinet size:H250 x W668 x D308



Type	Size HxWxD
WD-5804HP6A	1410x1528x775

Drawer Loading Capacity : 50kg each  
EHA-7041 Cabinet size : H725 x W566 x D607  
※ Power plugs not included



Type	Size HxWxD
WD-5804EP9A	1710x1528x775

Drawer Loading Capacity : 100kg each  
EA-7042 Cabinet size : H700 x W566 x D607  
※ Power plugs not included

# Workbench-Standard

Unit of Measurement : mm

## Standard Worktop Type

Thickness 30T ±2mm



Rubber top



Laminate



Wood



DIY product

Loading Capacity: **600kg**



Size HxWxD	Rubber top	Laminate	Wood
800x1500x750	WB-57N	WB-57F	WB-57W
800x1800x750	WB-67N	WB-67F	WB-67W

W1500mm (130pcs/20ft ; 260pcs/40ft)  
W1800mm (120pcs/20ft ; 240pcs/40ft)



Size HxWxD	Rubber top	Laminate	Wood
800x1500x750	WBT-5203N	WBT-5203F	WBT-5203W
800x1800x750	WBT-6203N	WBT-6203F	WBT-6203W

W1500mm (60pcs/20ft ; 120pcs/40ft)  
W1800mm (55pcs/20ft ; 110pcs/40ft)

Drawer Loading Capacity : 50kg each



Size HxWxD	Rubber top	Laminate	Wood
800x1500x750	WBS-53021N	WBS-53021F	WBS-53021W
800x1800x750	WBS-63021N	WBS-63021F	WBS-63021W

W1500mm (90pcs/20ft ; 180pcs/40ft)  
W1800mm (90pcs/20ft ; 180pcs/40ft)

Drawer Loading Capacity : 50kg each  
Cabinet size : H296 x W400 x D602



Size HxWxD	Rubber top	Laminate	Wood
800x1500x750	WBS-57041N	WBS-57041F	WBS-57041W
800x1800x750	WBS-67041N	WBS-67041F	WBS-67041W

W1500mm (60pcs/20ft ; 120pcs/40ft)  
W1800mm (60pcs/20ft ; 120pcs/40ft)

Drawer Loading Capacity : 50kg each  
Cabinet size : H725 x W566 x D607



Size HxWxD	Rubber top	Laminate	Wood
1400x1500x750	WBT-5203N6A	WBT-5203F6A	WBT-5203W6A
1400x1800x750	WBT-6203N6A	WBT-6203F6A	WBT-6203W6A

W1500mm (65pcs/20ft ; 130pcs/40ft)  
W1800mm (60pcs/20ft ; 120pcs/40ft)

Drawer Loading Capacity : 50kg each  
※ Power plugs not included

※ Perforated panels are optional, please refer to p.13